

# Harvest the Sunshine

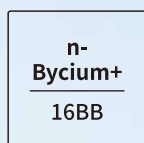
# JA SOLAR

# 510W



## JAM60D41 LB Black Module n-type Double Glass Bifacial Modules

### Premium Cells



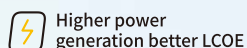
MBB Half-Cell  
Technology

# 26%



Cell Conversion  
Efficiency

### Premium Modules



Higher power  
generation better LCOE



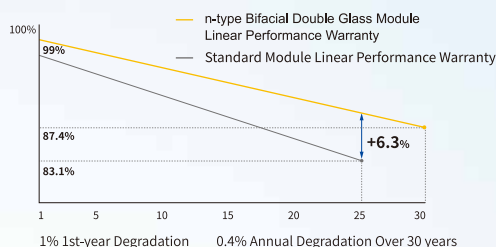
n-type with very  
Lower LID



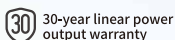
Better Temperature  
Coefficient



Better low irradiance  
response




15-year product  
warranty



30-year linear power  
output warranty

### Comprehensive Certificates

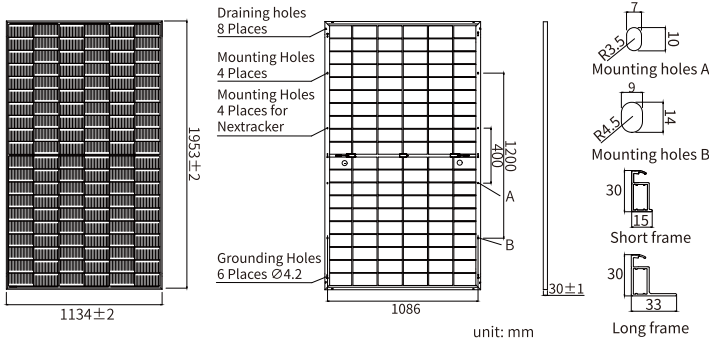
- IEC 61215, IEC 61730, UL 61215, UL 61730
- ISO 9001: 2015 Quality management systems
- ISO 14001: 2015 Environmental management systems
- ISO 45001: 2018 Occupational health and safety management systems
- IEC 62941: 2019 Terrestrial photovoltaic (PV) modules - Quality system for PV module manufacturing



## DEEP BLUE 4.0 Pro

# JAM60D41 LB

n-type Double Glass Bifacial Modules



## MECHANICAL PARAMETERS

Cell	Mono
Weight	27.3kg
Dimensions	1953±2mm × 1134±2mm × 30±1mm
Cable Cross Section Size	4mm <sup>2</sup> (IEC), 12 AWG(UL)
No. of cells	120(6×20)
Junction Box	IP68, 3diodes
Connector	QC 4.10-351/ MC4-EVO2A
Cable Length (Including Connector)	Portrait: 300mm(+)/400mm(-) Landscape: 1200mm(+)/1200mm(-)
Front Glass/Back Glass	2.0mm/2.0mm
Packaging Configuration	36pcs/Pallet, 864pcs/40HQ Container

Remark: customized frame color and cable length available upon request

## ELECTRICAL PARAMETERS AT STC

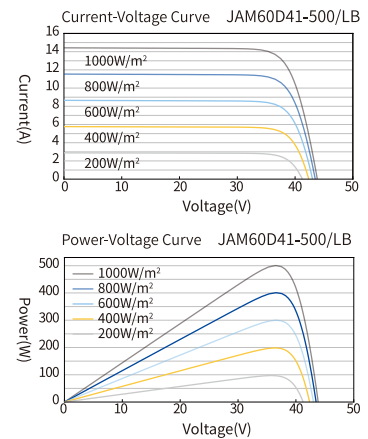
TYPE	JAM60D41 -485/LB	JAM60D41 -490/LB	JAM60D41 -495/LB	JAM60D41 -500/LB	JAM60D41 -505/LB	JAM60D41 -510/LB
Rated Maximum Power(Pmax) [W]	485	490	495	500	505	510
Open Circuit Voltage (Voc) [V]	43.25	43.45	43.65	43.85	44.05	44.25
Maximum Power Voltage(Vmp) [V]	36.28	36.49	36.70	36.91	37.11	37.31
Short Circuit Current(Isc) [A]	14.24	14.30	14.36	14.42	14.48	14.54
Maximum Power Current(Imp) [A]	13.37	13.43	13.49	13.55	13.61	13.67
Module Efficiency [%]	21.9	22.1	22.4	22.6	22.8	23.0
Power Tolerance	0~+3%					
Temperature Coefficient of Isc(α <sub>Isc</sub> )	+0.045%/°C					
Temperature Coefficient of Voc (β <sub>Voc</sub> )	-0.250%/°C					
Temperature Coefficient of Pmax(γ <sub>Pmp</sub> )	-0.290%/°C					
STC	Irradiance 1000W/m <sup>2</sup> , cell temperature 25°C, AM1.5G					

Remark: Electrical data in this catalog do not refer to a single module and they are not part of the offer. They only serve for comparison among different module types.

## ELECTRICAL CHARACTERISTICS WITH 10% SOLAR IRRADIATION RATIO

TYPE	JAM60D41 -485/LB	JAM60D41 -490/LB	JAM60D41 -495/LB	JAM60D41 -500/LB	JAM60D41 -505/LB	JAM60D41 -510/LB
Rated Max Power(Pmax) [W]	524	529	535	540	545	551
Open Circuit Voltage(Voc) [V]	43.25	43.45	43.65	43.85	44.05	44.25
Max Power Voltage(Vmp) [V]	36.28	36.49	36.70	36.91	37.11	37.31
Short Circuit Current(Isc) [A]	15.38	15.44	15.51	15.57	15.64	15.70
Max Power Current(Imp) [A]	14.44	14.50	14.57	14.63	14.70	14.76
Irradiation Ratio (rear/front)	10%					

## CHARACTERISTICS



## OPERATING CONDITIONS

Maximum System Voltage	1500V DC
Operating Temperature	-40°C~+85°C
Maximum Series Fuse Rating	30A
Maximum Static Load, Front	5400Pa(112 lb/ft <sup>2</sup> )
Maximum Static Load, Back	2400Pa(50 lb/ft <sup>2</sup> )
NOCT	45±2°C
Bifaciality	80%±10%
Safety Class	Class II
Fire Performance	UL Type 29/Class C